



Instructions for the donated ton(s) of CO₂

With a Climate Bet donation, you not only avoid a ton of CO₂ for your friends, family and colleagues, but you also support great climate protection projects with social added value and thus set an example for a better world for your fellow human beings. Make your gift visible with a pin or star pin on the climate bet map.

Instructions for participation

1

Donate with a second email address

If you want to donate a second time and create a separate second pin, you have to donate with a different email address. Otherwise, the second pin is directly linked to the first. If you do not have a second email address, contact wirmachen@dieklimawette.de.

Select type of donation
Save the next ton of CO₂ with your donation now!

I donate as an individual

I donate as a group (The group donation is an option for more than one person; the minimum bet is 4 tons. 5 your friends, family, colleagues or employees with a valuable contribution to climate protection. The number participants will be determined automatically).

1 ton CO₂
= 25 Euros

Would you like to save more tons of carbon emissions? Here you can set your individual amount

1 Tons CO₂ = 25 Euros


The minimum amount for participation is one ton of CO₂ = 25€.

2

Select a climate protection project

Decide which of the six climate protection projects your donation should be used for. You can combine as many projects as you like. Details on the projects can be found at:

www.dieklimawette.de/en/climate-protection-projects



3

Complete the payment process

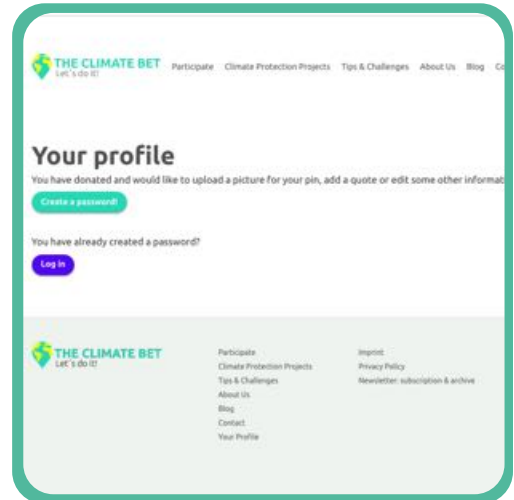
Mark the field "Show place of residence in the map" and carry out the online payment process. When the payment is completed, the pin or star pin will automatically appear on the climate bet homepage in the city area of the specified postcode. Later, you have the option of moving it to the exact location you want.



4

Activate login area

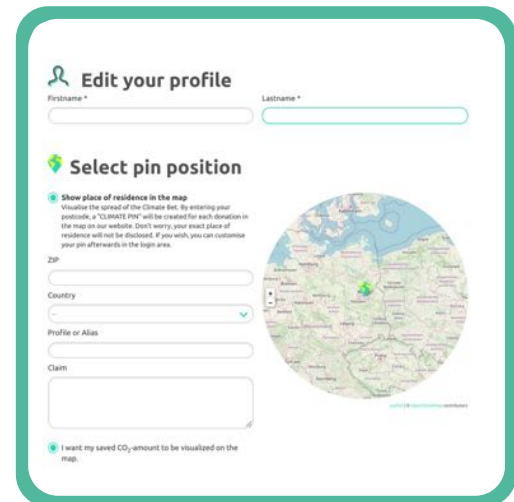
You will receive a confirmation email with a link to create a password. After creating the password, go to the climate bet profile page and log in with your email address and the password you created: www.dieklimawette.de/en/your-profile



5

Create a personal pin

You can now upload a picture or logo, insert a text and select which details should be displayed in your gift pin. You can also move the pin on the map to the exact location of the person/group receiving the gift.



Done!



With one click on your pin, not only your friends, family members or colleagues will see your good action. Thank you very much!

Contact

Your contact person:
Andrea Kostrowski | andrea@dieklimawette.de
www.dieklimawette.de/en

